

## More Practice

Name \_\_\_\_\_

Multiply.

1.  $2 \times 6 = \underline{\quad}$

2.  $412 \times 1 = \underline{\quad}$

3.  $0 \times 90 = \underline{\quad}$






4.  $1,251 \times 0 = \underline{\quad}$

5.  $1 \times 77 = \underline{\quad}$

6.  $100 \times 2 = \underline{\quad}$

## Problem Solving

Use the pictograph to answer questions 7-8.

Favorite Colors	
Red	
Blue	
Yellow	
Green	
Orange	

Key: Each  = 2 votes



7. How many students voted for blue as their favorite color?

\_\_\_\_\_

8. How many fewer students like yellow than red?

\_\_\_\_\_

## Explain Your Thinking

9. Suppose each  = 1 vote. Would there be more or fewer  in each row on the pictograph? Explain your thinking.