


**BRIDGEPORT PUBLIC SCHOOLS**  
**MATHEMATICS DEPARTMENT**

**MATHEMATICS**  
**CMT PRACTICE**  
**PACKET**

**#2**



**GRADE 6**

**STUDENT'S NAME:** \_\_\_\_\_

**Revised 12/3/07**

NAME: \_\_\_\_\_

**Grade 6**  
**Math CMT Practice Packet #2**

1. Mike scored 0.1% higher on a test than Luisa. If Luisa scored 96.4%, what was Mike's score?

- a. 106.4%      b. 97.5%      c. 97.4%      d. 96.5%

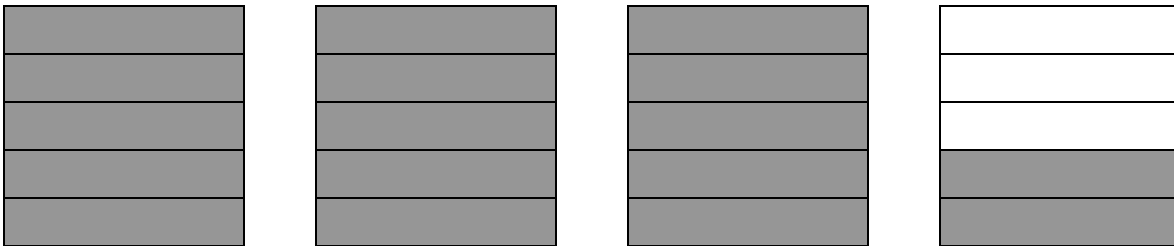
2. Which expression is equivalent to 6,413?

- a.  $6,000 + 40 + 1 + 3$       b.  $6,000 + 400 + 10 + 3$   
c.  $60,000 + 4,000 + 10 + 3$       d.  $60,000 + 4,000 + 10 + 3$

3. Francisco, Katrina, Oscar, and Hue collected cans for a week. Francisco collected 3,899 cans, Katrina collected 3,928 cans, Oscar collected 3,982 cans, and Hue collected 3,889 cans. Who collected the least number of cans?


- a. Katrina      b. Oscar      c. Hue      d. Francisco

4. What mixed number is represented by the shaded gray part of the figures below?



- a.  $3\frac{3}{5}$       b.  $3\frac{1}{2}$       c.  $3\frac{2}{5}$       d.  $2\frac{3}{5}$

5. What decimal is represented by the shaded part of the figure below?



□ = 0.01

- a. 0.36                      b. 0.37                      c. 0.3334444444                      d. 0.73

6. Which fraction is equivalent to  $\frac{3}{4}$  ?

- a.  $\frac{12}{15}$                       b.  $\frac{6}{7}$                       c.  $\frac{9}{12}$                       d.  $\frac{6}{9}$

7. The table below shows the percent decrease in population for several Connecticut cities between 1990 and 2000, as reported in the 2000 U.S. Census.

City	Percent Drop in Population
<b>Bristol</b>	0.9%
<b>Meriden</b>	2.0%
<b>Norwich</b>	4.4%
<b>West Haven</b>	3.6%

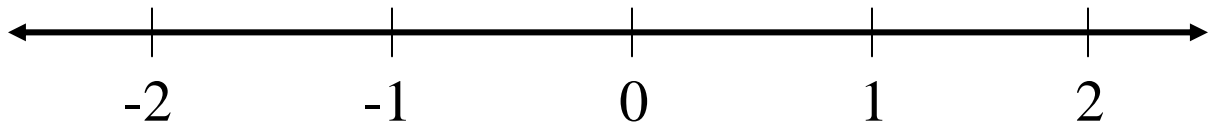
Which cities are listed from least to greatest percent change in population?

- a. Bristol, Meriden, West Haven, Norwich  
 b. Meriden, West Haven, Norwich, Bristol  
 c. Bristol, Meriden, Norwich, West Haven  
 d. Bristol, West Haven, Meriden, Norwich

8. Luke ran between  $3\frac{1}{4}$  and  $3\frac{1}{2}$  miles in 30 minutes. Which distance could he have run?

- a.  $3\frac{1}{3}$  miles                      b.  $3\frac{5}{8}$  miles                      c.  $3\frac{2}{3}$  miles                      d.  $3\frac{7}{8}$  miles

9. Put an **X** on the number line below in the location that **BEST** represents  $-1\frac{1}{3}$ .



10. Solve the following problems

$$\begin{array}{r} 2939 \\ - 145 \\ \hline \end{array}$$

$$\begin{array}{r} 2987 \\ + 397 \\ \hline \end{array}$$

$$\begin{array}{r} \$234.27 \\ +\$119.87 \\ \hline \end{array}$$

$$12 \overline{) 84}$$

$$12 \times 9 =$$

11. A bicycle is on sale for 10% off the regular price of \$299. The discount is \$29.90. What is the cost of the bicycle with the discount?

- a. \$269.10                      b. \$270.90                      c. \$289.00                      d. \$298.90

12. The school store bought \$37.80 worth of pencils for \$0.20 each. They gave away 15 pencils in a promotion. How many pencils do they left to sell? Show your work and explain how you found your answer.

**Answer:** \_\_\_\_\_

**Explanation:**

---

---

---

---

---

---

---

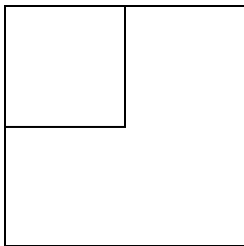
13. Arturo estimated the product  $82 \times 0.2$  by multiplying  $80 \times 0.1$ . Would Arturo's estimate be more or less than the actual product?

- a. More, because she rounded both numbers up.
- b. More, because she rounded both numbers down.
- c. Less, because she rounded both numbers up.
- d. Less, because she rounded both numbers down.

14. A manufacturer produced 58,946 items in May and 39,817 items in June. Carol estimated that the company manufactured at least 100,000 items in May and June. Is her estimate reasonable?

- a. No; she rounded both numbers down, so the actual answer must be greater than the estimate.
- b. Yes; she rounded both numbers down, so the estimate is greater than the actual number.
- c. Yes; she rounded both numbers up, so the actual number must be greater than the estimate.
- d. No; she rounded both numbers up, so the actual number must be less than the estimate.

15. The area of the smaller square is 13.8 square centimeters.




- a. 27.6 square centimeters
- b. 761.76 square centimeters
- c. 55.2 square centimeters
- d. 190.44 square centimeters

16. A company is installing 186 yards of fencing for a customer. The company charges by the foot. How many feet of fencing will the customer have to pay for?

- a. 1,860
- b. 930
- c. 558
- d. 62

17. Use your ruler to measure the length of each side of the shape below in **INCHES**. Label the length of each side. Write the **PERIMETER** of the shape in inches. Then, write a sentence explaining how you determined the perimeter.



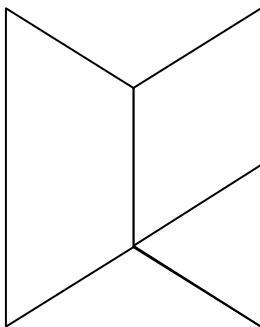
Perimeter: \_\_\_\_\_

Explanation:

---

---

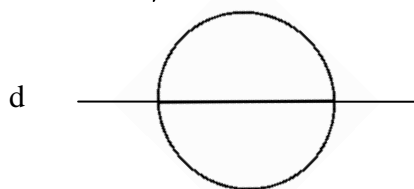
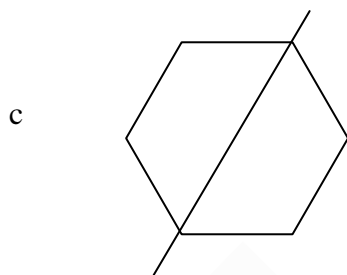
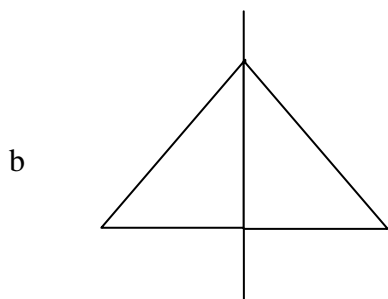
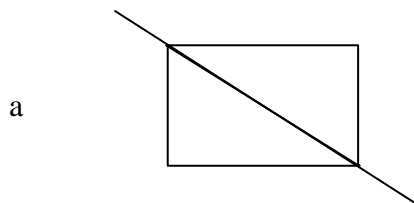
18. What shapes were used to make this figure?



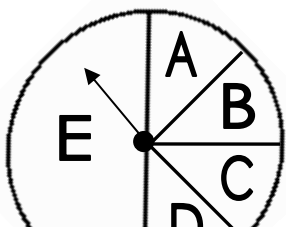
- a. 1 triangle, 1 square, and 1 rhombus
- c. 1 parallelogram, 1 square, and 1 triangle

- b. 1 trapezoid, 1 triangle, and 1 rhombus
- d. 1 hexagon, 1 triangle, and 1 rhombus

19. Which figure below has **NOT** been drawn with a line of symmetry?



20. Mary spins the spinner 120 times, how many times will the spinner stop at **C**?



a. 10

b. 15

c. 20

d. 40

21. The table shows the number of books read by the fifth graders from September through January. Complete the BAR graph to show the same information.

**FIFTH GRADE READERS**

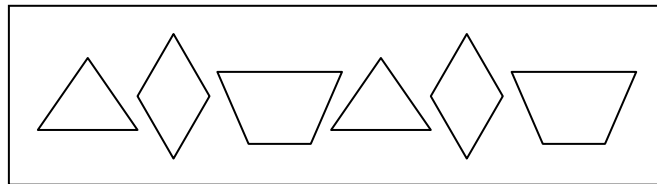
CLASS	NUMBER OF BOOKS
Miss Blue	175
Mrs. Pink	50
Ms Brown	150
Mr. Green	200
Mr. Red	100

**FIFTH GRADE READERS**

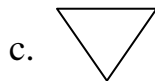
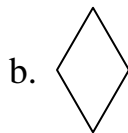
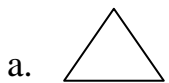
**Number  
of  
Books**



22. The following shapes follow a repeating pattern.



Which shape will be the 23<sup>rd</sup> shape in the pattern?



23. Allan, Ben, Carla, and Dixie had a dart contest.

- Ben scored more points than Dixie.
- Ben scored fewer points than Allan.
- Carla scored more points than Allan.

Who scored the **MOST** points?


a. Allan

b. Ben

c. Carla

d. Dixie

24. Sort all 5 of these vehicles into 2 groups so that the vehicles in each group have something in common. Show how you grouped the vehicles by writing the **LETTER** from each vehicle in the boxes labeled Group 1 and Group 2. Then, write a sentence that tells how you decided to group the vehicles.



GROUP 1	GROUP 2

---

---

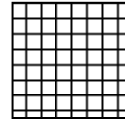


---

---

---

---

25. Skylar is sewing a quilt of squares. The quilt will be a 4 x 7 rectangle when she is finished. These are the squares that she will buy.



White  
\$4 per square

Stripes  
\$6 per square

Checks  
\$8 per square

- ◆ Skylar does not want 2 of the same squares sharing a side, either side by side or up and down.
- ◆ Fill in the grid below to show one way Skylar's quilt could look when finished.
- ◆ Mark the boxes in the grid "W" for white, "S" for stripes, and "C" for checks.
- ◆ Show the total cost of the quilt.
- ◆ Show the mathematics you used to determine the final cost of the quilt.
